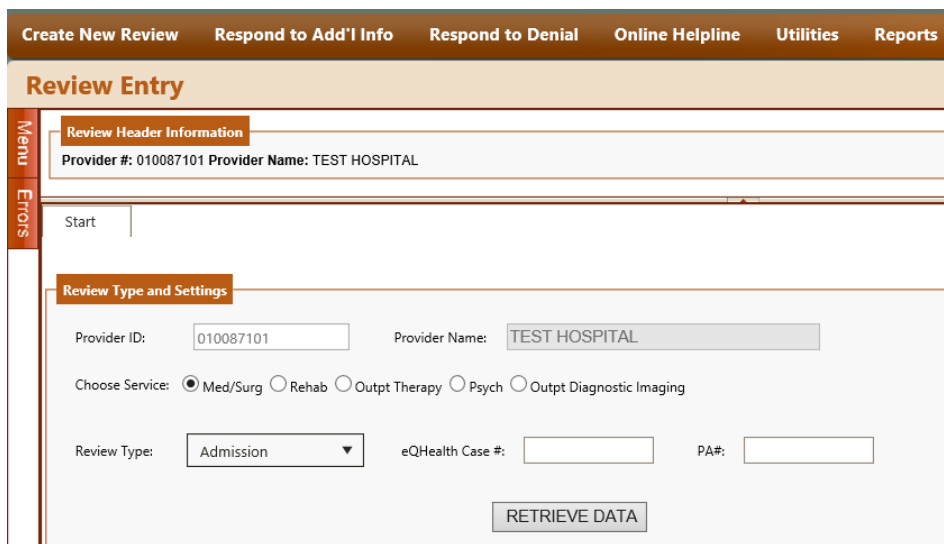


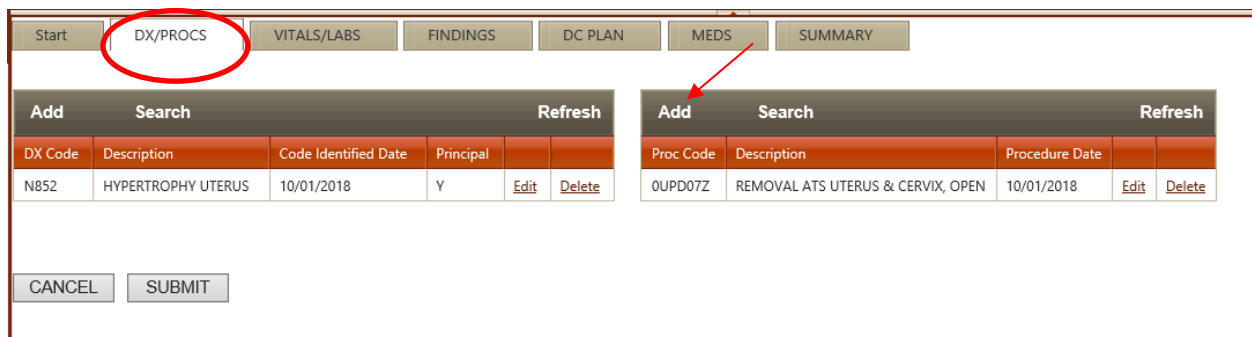
**Purpose:** This guide serves as a tool on how to enter a prior authorization request for an inpatient surgical procedure.

Log into eQSuite®

- Click on **“Create new review”**
- The Provider ID should reflect the rendering Hospitals Medicaid ID#
- You will choose the service type as **“Med/Surg”**
- Your review type should be **“Admission”** then click **“Retrieve Data”**



### Entering the Surgical Procedure-DX/PROCS Tab

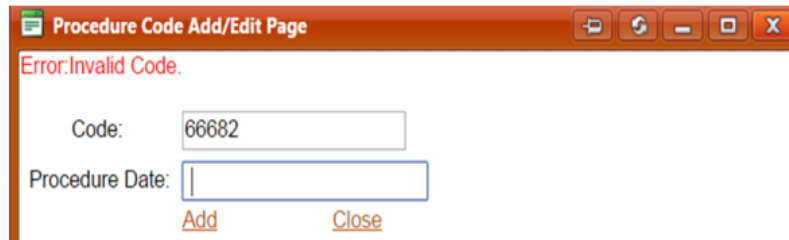


DX Code	Description	Code Identified Date	Principal
N852	HYPERTROPHY UTERUS	10/01/2018	Y

Proc Code	Description	Procedure Date
0UPD07Z	REMOVAL ATS UTERUS & CERVIX, OPEN	10/01/2018

You will click on the **“Add”** button to enter the procedure code.

When entering the procedure in eQSuite® you **cannot** use CPT codes for your request. Any attempts to enter a CPT code will result in the below error message.



You will be required to use ICD10 PCS Codes (Procedure Coding System). These are inpatient procedure codes that the Hospital uses. eQHealth Solutions, cannot provide the codes you should be using. If you are unsure of the correct code, you can contact the scheduling Hospital, or you will need to research and choose the appropriate code for your request. We have listed the below resources to obtain the proper code.

**ICD 10 Data:**

[ICD 10 DATA \(Procedure Codes\)](#)

**CMS:**

[CMS Website](#)

**Inpatient Provider Training:**

[eQSuite Live Demonstration Training](#)